

# PIAGGIO® MP3 HPE 350-500



## AVVERTENZE

- Il montaggio deve essere effettuato da tecnici specializzati presso un centro o un' officina autorizzata Piaggio & C. S.p.A.
- Controllare periodicamente il corretto fissaggio del prodotto. Conservare le istruzioni.
- Controllare periodicamente il corretto fissaggio del prodotto. Conservare le istruzioni.

## WARNING

- The assembly has to be executed by specialised technicians, in Piaggio & C. S.p.A. authorized centre or workshop.
- Check the correct fitting of the product from time to time. Keep the instructions for future references.
- Periodically check the product correct fastening. Keep the instructions.

## WARNUNG

- Die Montage muss von den Fachtechnikern der autorisierten Werkstätten der Piaggio & C. S.p.A. ausgeführt werden.
- Lesen Sie diese Anleitungen vor Beginn der Montage des Produkts aufmerksam durch und heben Sie sie für spätere Konsultationen auf.
- Kontrollieren Sie regelmäßig die korrekte Befestigung dieses Produkts. Bewahren Sie die Anleitung gut auf.

## ADVERTENCIA

- El montaje debe ser realizado por técnicos especializados en un centro o taller autorizado Piaggio & C. S.p.A.
- Leer atentamente estas instrucciones antes de instalar el producto y conservar para futuras consultas.
- Controlar periódicamente la correcta fijación del producto. Conservar las instrucciones.

## AVERTISSEMENT

- Le montage doit être effectué par des techniciens spécialisés, auprès d'un centre ou un atelier autorisé Piaggio & C. S.p.A.
- Lire attentivement ces instructions avant d'installer le produit et les conserver comme référence future.
- Contrôler périodiquement la bonne fixation du produit. Conserver les instructions.

## ΠΡΟΒΛΕΪΞΙΣ

- H óvayqavóλoyovn ðe tnpépov vav tnpoyaywvovvnta omv éfápxevúkvto tnpocovmúv oç avmnpocovmúvta ði ovayqevúkvte ðe tnv ékavovónov tnv Piaggio & C. S.p.A.
- Avúqovvnt tnpocovvnta tnv óvovúv, tnv ovvovúvntev to tpoúvov kvv óvovúvte tnv tnv ðeúvovvntv xovúvov.
- Na óvúvte tavnv óm to tpoúvov óvov tpoúvovúv kvvovúvnt. óvovúvte tnv óvovúvte.

ΑΝΤΙΚΛΙΜΑΞΙΣ ΤΗΣ ΔΙΕΥΘΥΝΣΗΣ ΤΗΣ ΜΟΝΙΜΗΣ



ΑΝΤΙ-ΡΟΒΟ ΒΛΟΚΚΕΙΟ ΜΑΝΙΛΛΑΡ



Montageanleitung  
DIEBSTAHLSCHUTZ LENKERSPERRE



ANTIFURTO BLOCCO MANILLARI



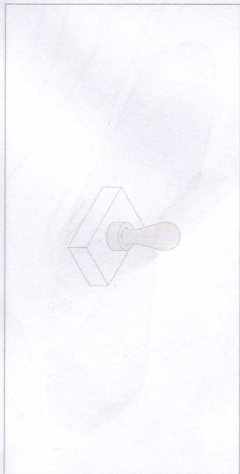
Assembly Instructions  
ANTI-THEFT STEERING LOCK



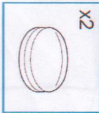
Instructions de montage  
ANTIVOL DE BLOCCAGE DU GUIDON




Προβλεψίσεις  
οιδημάτων



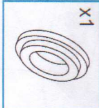
[ - - - - ]



x2



x2



x1



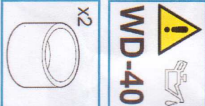
x1



x1



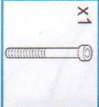
x1



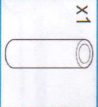
x2




WD-40



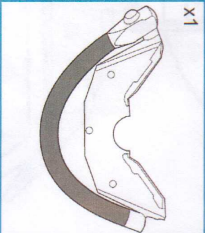
x1



x1



x1



x1



x3