



**INSTRUCCIONES DE MONTAJE**

**MOUNTING INSTRUCTIONS**

**INSTRUCTIONS DE MONTAGE**

**ISTRUZIONI DI MONTAGGIO**

**MONTAGEANLEITUNG**

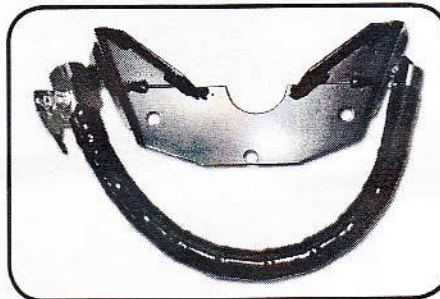
**www.clm.es**

ANTIRROBO DE MANILLAR  
HANDLEBAR TO FRAME LOCK  
ANTIVOL BLOQUE-GUIDON  
ANTIFURTO BLOCCA-MANUBRIO  
DIEBSTAHSCHUTZ SCOOTER

**PIAGGIO MP3  
125-250-400cc.**

**BLINDADO  
STAHL**

**5727032-5726867-5726868**



**¡LUBRICAR SÓLO CON ACEITE WD-40 !  
LUBRICATE ONLY WITH WD-40 OIL!  
LUBRIER SEULEMENT AVEC WD-40!  
LUBRIFICARE SOLO CON OLIO WD-40!  
ALS SCHMIERMITTEL IST NUR ÖL  
VOM TYP - WD 40 - ZU VERWENDEN**



DIN EN ISO 9001:2000  
Certificado Nº 01 100 048102


Sistema patentado  
Patented system  
Système breveté  
Sistema brevetato  
Patentgeschütztes system

Empresa certificada  
Certified company  
Enterprise certifiée  
Azienda certificata  
TUV-Geprüfter betrieb

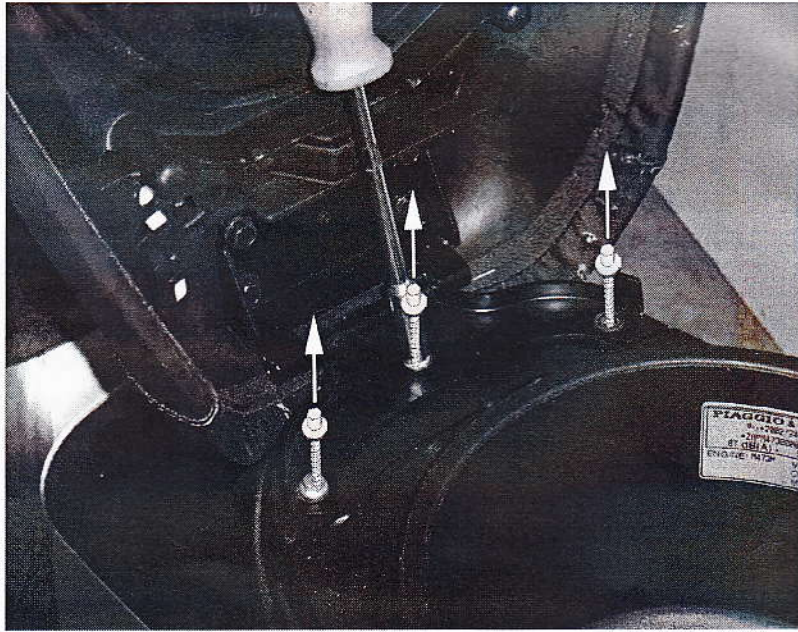
II-IC 27032-eu

- 3678 x2
- 9249 x1
- 3 x3
- 8946 x1
- 7625 x1
- 10294 x1
- 10117 x1
- 10021 x1
- 10021 x1
- 8310 x2


1



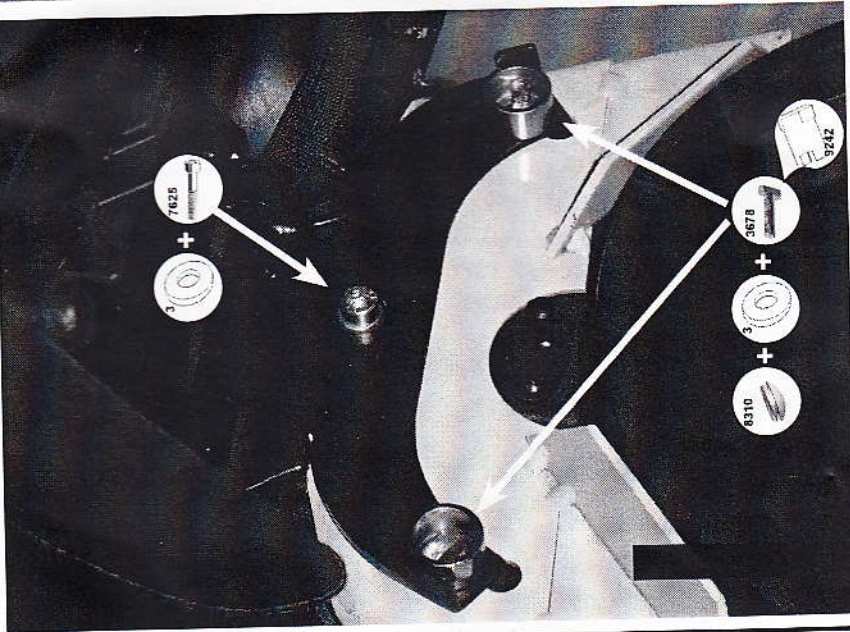
2




3




3



4



6



**MUY IMPORTANTE:** Apretar el pivote fuertemente. Asegurarse de que el pivote queda totalmente fijado.

**VERY IMPORTANT:** Press strongly the pivot. Make sure that the pivot is totally fixed

**TRÈS IMPORTANT:** Serrer fortement le pivot. S'assurer qu'il reste totalement fixé.

**MOLTO IMPORTANTE:** Premere il perno con forza. Assicurarsi che il perno sia completamente fissato.

**SEHR WICHTIG:** Zapfen besonders fest anziehen und sicherstellen, dass er sich nicht mehr bewegen kann.