



Société Nationale de  
Certification et d'Homologation  
Société à responsabilité limitée





October 14<sup>th</sup>, 2011

## STATEMENT

We confirm, that the following replacement silencer type 5512, produced by SITO Gruppo Industriale S.p.A. (S.G.I.), is complying with

- the EC-Directive 97/24/EC Chapter 9 regarding permissible sound level and exhaust system

An EC type approval number has been granted by the luxembourgian Ministry for Sustainable Development and Infrastructure, department of Transport, for the following version of the above mentioned replacement silencer type:

Silencer Version	Drawing No.	Type approval number	Vehicle type	Vehicle Model
7447	7447	SGI  0497 	ZD4VFD - TE Var.A Vers.00 - ZDTEA	APRILIA SR 50 FACTORY Kat i.e.
7447	7447	SGI  0497 	C46 Var.2 Vers.00 - (ZAP) C462	GILERA RUNNER 50 Pure Jet



Gilles AST  
Expert Technique

Adresse:  
BP 23  
L-5201 Sandweiler

Siège social:  
11, route de Luxembourg  
L-5230 Sandweiler

Capital social: 3.500.000 €  
R.C. B 27180  
N° TVA: LU 13770825

Tél.: (+352) 35 72 14 - 250  
Fax: (+352) 35 72 14 - 244  
E-mail: [info@snch.lu](mailto:info@snch.lu)  
Home page: [www.snch.lu](http://www.snch.lu)



9932990

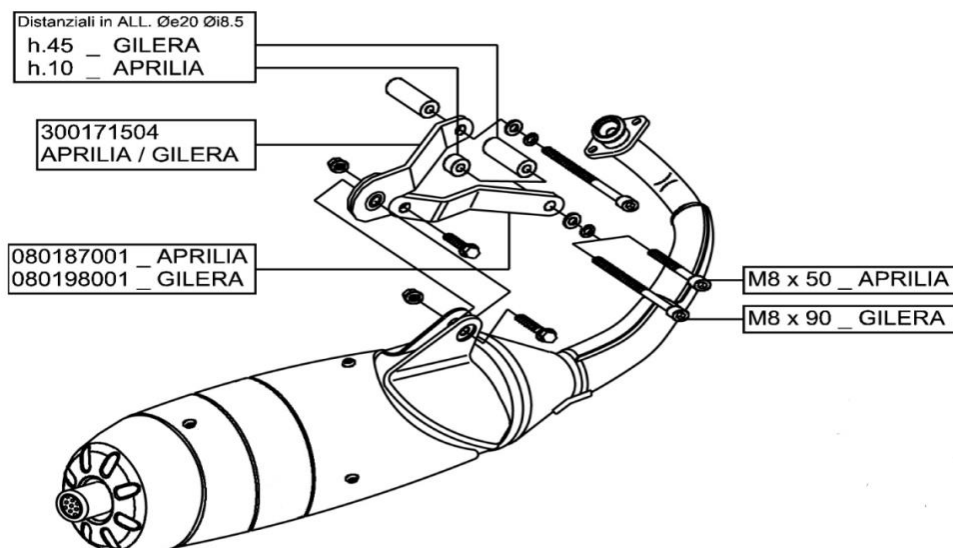
I \_ N.B.: PER IL MONTAGGIO DI QUESTO SILENZIATORE SU **APRILIA SR 50 R FACTORY** OCCORRE TAPPARE O ELIMINARE IL TUBO (S.A.I. - Secondary Air Injection) CHE INIETTA L'ARIA NELLO SCARICO ORIGINALE E, CON LE PINZE, RIMUOVERE IL NOTTOLINO DI DIAMETRO 12mm - LUNGHEZZA 55mm POSTO SOTTO IL TELAIO DELLO SCOOTER.

GB \_ NOTE: TO ASSEMBLE THIS SILENCER TO **APRILIA SR 50 R FACTORY**, PLUG IN OR REMOVE THE PIPE (S.A.I. - Secondary Air Injection) INJECTING AIR INTO THE ORIGINAL EXHAUST AND THEN, USING THE PLIERS, REMOVE THE PAWL (12mm DIA., 55 mm long) FROM UNDER THE SCOOTER FRAME.

F \_ N.B.: POUR MONTER CE SILENCIEUX SUR **APRILIA SR 50 R FACTORY**, BOUCHER OU BIEN ÉLIMINER LE TUYAU (S.A.I. - Secondary Air Injection) QUI VA INJECTER L'AIR DANS L'ÉCHAPPEMENT D'ORIGINE ET PAR LA SUITE, AU MOYEN DES PINCES, ENLEVER LE CLIQUET DIAMÈTRE 12mm, LONG DE 55mm, SITUÉ AU-DESSOUS DU CHÂSSIS DU SCOOTER.

D \_ NB: BEI DER MONTAGE DIESES SCHALLDÄMPFERS AM **APRILIA SR 50 R FACTORY** IST DER LUFTEINLASS-SCHLAUCH DER ORIGINALAUSPUFFANLAGE (S.A.I. - Secondary Air Injection) ZU VERSCHLIESSEN ODER ZU ENTFERNEN UND DIE KLINKE (DURCHMESSER 12mm, LÄNGE 55mm), DIE SICH UNTER DEM RAHMEN DES **APRILIA SR 50 R FACTORY** BEFINDET, MIT EINER ZANGE ZU ENTFERNEN.

E \_ NOTA: PARA ARMAR ESTE SILENCIADOR EN **APRILIA SR 50 R FACTORY**, ES NECESARIO TAPAR O ELIMINAR EL TUBO (S.A.I. - Secondary Air Injection) QUE INYECTA EL AIRE EN EL ESCAPE ORIGINAL Y, CON LAS PINZAS, EXTRAER LA CLAVIJA DE DIÁMETRO 12mm - LONGITUD 55mm PUESTA DEBAJO DEL CHASIS DEL SCOOTER.



**RULLI E MOLLE - ROLLERS AND SPRINGS - MASSELOTTES ET RESSORTS - ROLLEN UND FEDERN - RODILLOS Y MUELLES**

- RULLI:** (art. 4659 – gr 4,8) - **MOLLE:** (PIAGGIO MEDIUM ROSSA).
- ROLLERS:** (art. 4659 – gr 4,8) - **SPRINGS:** (PIAGGIO MEDIUM RED).
- MASSELOTTES:** (art. 4659 – gr 4,8) **RESSORTS:** (PIAGGIO MEDIUM ROUGE).
- RODILLOS:** (art. 4659 – gr 4,8) - **MUELLES:** (PIAGGIO MEDIUM ROJO).
- ROLLEN:** (art. 4659 – gr 4,8) - **FEDERN:** (PIAGGIO MEDIUM ROT).

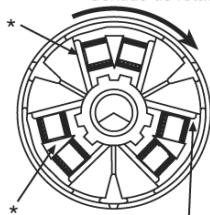
FIGURA 1

- \* Battuta rullo
- \* Roller beat
- \* Retour plastique
- \* Anschlag der rolle
- \* Batiente de rodillo



FIGURA 2

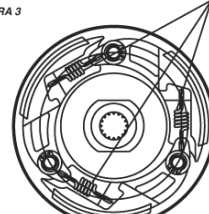
Senso di rotazione  
Clock-wise rotation  
Sens de rotation  
Drehrichtung  
Sentido de rotación



- \* Battuta rullo
- \* Roller beat
- \* Retour plastique
- \* Anschlag der rolle
- \* Batiente de rodillo

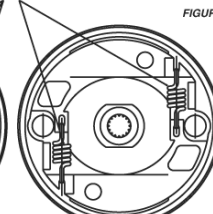
MOLLE DA SOSTITUIRE - SPRINGS TO BE REPLACED  
RESSORTS À REMPLACER - ZU ERSETZENDE FEDER  
MUELLES PARA SUSTITUCIÓN

FIGURA 3



Frizione a 3 molle  
3 springs clutch  
Embrajage à 3 molle  
3-feder-kupplung  
Friction con 3 muelles

FIGURA 4



Frizione a 2 molle  
2 springs clutch  
Embrajage à 2 ressorts  
2-feder-kupplung  
Friction con 2 muelles

VISTA DAL LATO INTERNO - VIEW FROM THE INNER SIDE  
VUE DE L'INTERIEUR - ANSICHT VON INNENSEITE  
VISTA DESDE EL LADO INTERIOR